

CRUISER **&** **CRUISER** **AIRE**

TRAVEL TRAILERS & 5TH WHEELS



CROSSROADS™
Recreational Vehicles

27RBS Back to Front



3391RL Living Area



3391RL Bedroom



27RBS Bathroom



3391RL Interior

STANDARDS & OPTIONS

STANDARDS EXTERIOR

- Laminated Sidewalls
 - Solar Prep (Roof & Front Unit)
 - Painted Front Cap w/ Clear Shield
 - Total Truss Roof System
 - Aerodynamic Front Cap
 - One-Piece Seamless Super Flex Roof w/ 15 Yr. Warranty
 - 30" Friction Hinge Entry Door
 - Extendable Grab Handle Main Entry
 - EZ Lube Axles
 - Nitrogen Filled Radial Tires
 - Galvanized Wheel Well
 - Outside Kitchen w/ Capitol Grill (VBM)
 - Super-stor Pass Through Basement
 - Magnetic Slam Latch Baggage Doors
 - Exterior Marine Grade Speakers
 - Quick Recovery 6 Gal G/E DSI Water Heater (17.8 gal/hr)
 - Outside Shower
 - Cable/SAT Prep
 - Omni Directional Antenna
 - Roof Ladder
 - 3/8" Roof Decking (Screw Secured)
 - Fully Walkable Roof
 - 5 Sided Aluminum Construction
 - Elec. Rear Stabilizer Jacks
 - Spring Loaded Pull Pins Front Jacks
 - Battery Disconnect Switch
 - Dark Tinted Safety Glass Windows
 - Electric Front & Rear Stabilizer Jacks (TT)
 - Turning Point 90° Pin Box (VBM)
- EZ Winterization Kit
 - 55 Amp Converter w/ Distribution Center
 - Wood Window Trim
 - 12-Volt Bath Power Vent
 - Quick Drain - Fresh Tank
 - Heated Pass Through Storage
 - Hidden Cabinet Door Hinges
 - Capitol Grill (VBM)
 - 30" Residential Microwave
 - Key TV
 - Bath Skylight
 - Built In Medicine Cabinet
 - Porcelain Toilet w/ Foot Flush
 - Under Bed Storage
 - Plywood Bed Base w/ Strut Assist
 - Spacious Bedroom Closets
 - Fire Extinguisher
 - 12 Volt Charging Station
 - Spare Tire - Undermount
 - Thomas Payne Power Theater Seats (VBM)
 - 5,100 BTU Fireplace (VBM)
 - Docking Station
 - Blade™ Air System (Cruiser Aire)
 - 20% More Airflow
 - Re-engineered Components of A/C
 - HyperDeck™ Flooring (Cruiser Aire)
 - Water Resistant
 - Fiberglass Reinforced
 - Polypropylene Layers

OPTIONS - "Aire Only"

- 2nd A/C in Bedroom
- TV Optional on TT
- 8 ft³ Gas/Electric Refer
- Free Standing Table & Chairs + HP
- 4 Point Leveling (VBM)
- "Back Country" Solar Package + HP
 - 170W Roof Mounted Solar Panel
- Theater Seats IPO Tri-Fold Sofa (VBM)

SELECT PACKAGE MANDATORY

- Aluminum Wheels
- Black Tank Flush
- Power Awning w/ LED Lights
- Friction Hinge Entrance Doors
- LED Interior Lights
- 40" LED TV - Aire (VBM)
- 50" LED TV - Aire (28RD, 29RK, 29SI, 31SI)
- Smoke Detector
- LP Detector
- Decorative Bedspread

- 30# LP Bottles (20# on TT)
- AM/FM Stereo w/ Bluetooth & HDMI
- Backup Camera Prep
- Solar Prep - Side & Roof Mount "Zamp"
- Secure Stance Steps
- 11 ft³ 12 Volt or 8 ft³ Gas/Elec Refer
- 50 Amp Service w/ 2nd A/C Prep - (Opt. TT)
- 15,000 BTU A/C (Opt. TT)
- WiFi Prep
- 21" Oven with Glass Top
- King Bed (VBM)

"EXTREME WEATHER PACKAGE"

- Upgrade Insulation
- Heat Barrier - Reflective Foil
- Enclosed & Heated Underbelly
- Furnace - 30,000 BTU (Cruiser Aire)
- Heated Tank Pads (All Tanks)
- Heated Pass Through Storage

TT - Travel Trailers

*VBM - Varies by Model

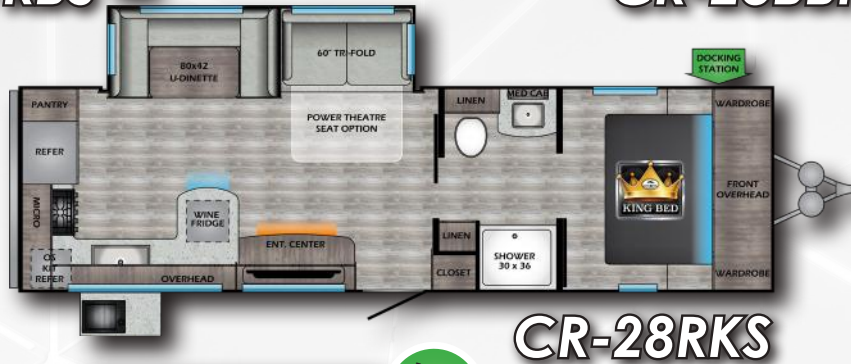
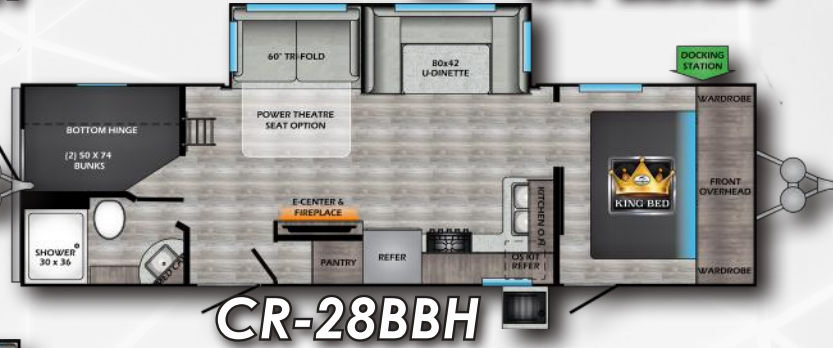
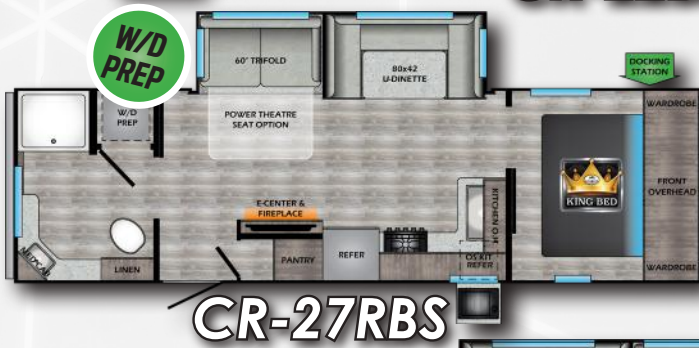
STANDARD INTERIOR

- New Cabinets: Painted Uppers, Stained Below
- Lumber Core Screwed Stile Cabinet Construction
- 70lb Full Extension Steel Ball Bearing Guides
- Solid Wood Drawer Construction
- Booth Dinette
- Decorative Back Splash
- Pantry (Most models)
- Solid Surface Kitch. Countertops - 5th Wheels
- Stainless Steel Appliances
- High Rise Kitchen Faucet - Pullout
- Single Bowl Farmhouse Stainless Steel Kitchen Sink w/ 2 Piece Cover
- Maximum Lino - Upper Decks
- Tri-fold Hide a Bed Sofa
- Decorative Slide Fascias
- Water Heater Bypass Kit

CRUISER HP UPGRADES

- 50" LED HDTV
- 16 ft³ Residential Refer or 12 ft³ Gas/Elec.
- 4/6 Point Leveling System (VBM)
- 16" Aluminum Wheels
- Theater Seating "Power"
- King Bed Slide
- 35,000 BTU Furnace
- 6,000 lb. Axles
- 7,000 lb. Axles (3601GK, 3841FL, 3851BL)
- 5 Sided Aluminum Construction
- Roller Shades
- Washer/Dryer Hookups
- 10 Gal Water Heater
- Central Vacuum
- 2nd 15K A/C Installed & Ducted Bedroom
- 39" TV - Bedroom
- Stainless Steel Bath Sink
- Blind Spot Prep
- High Gloss Gel Glass

TRAVEL TRAILERS:



5th WHEELS:



CR-24RL

Turning Point Pin Box (90° Turning)



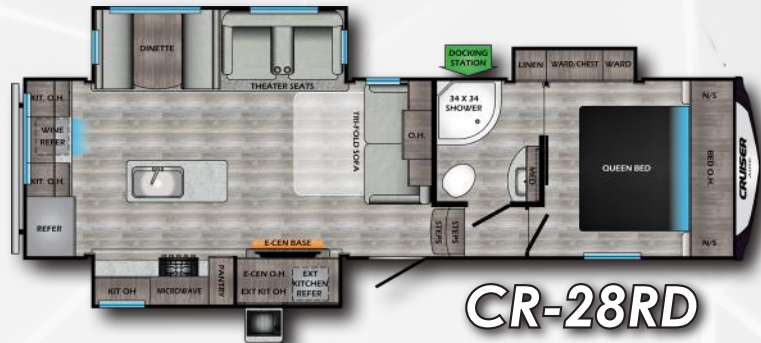
CR-27MK

Turning Point Pin Box (90° Turning)

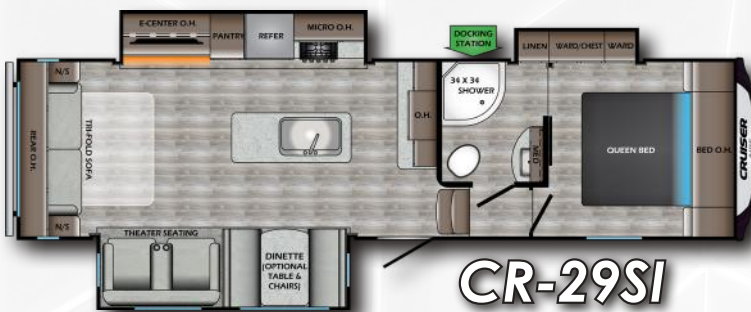


CR-28BH

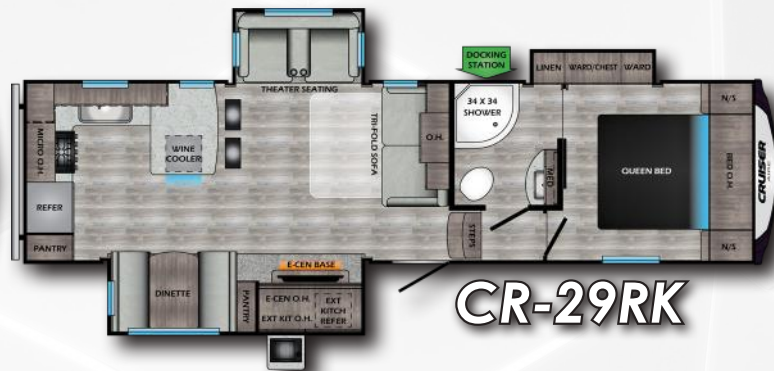
Turning Point Pin Box (90° Turning)



CR-28RD



CR-29SI



CR-29RK

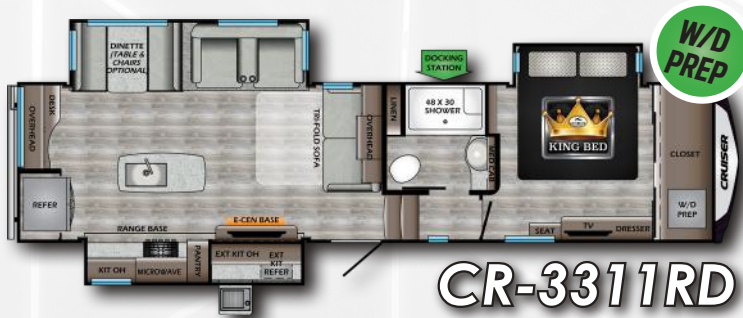


CR-31SI



CR-32BH

HP 5th WHEELS:



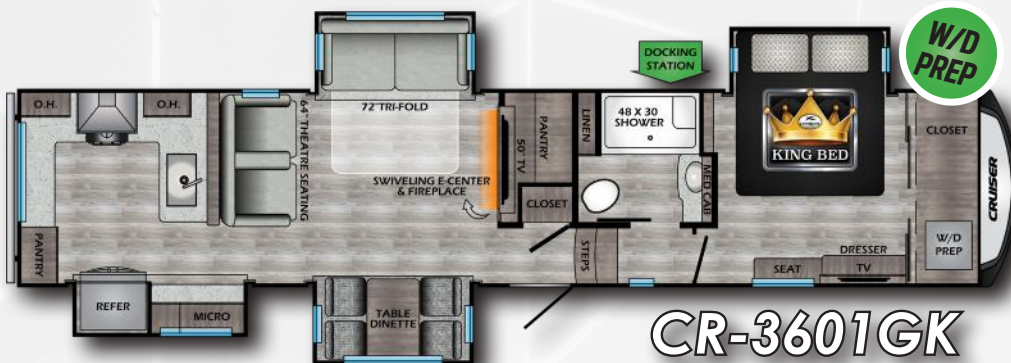
CR-3311RD

4 Point Leveling System Standard



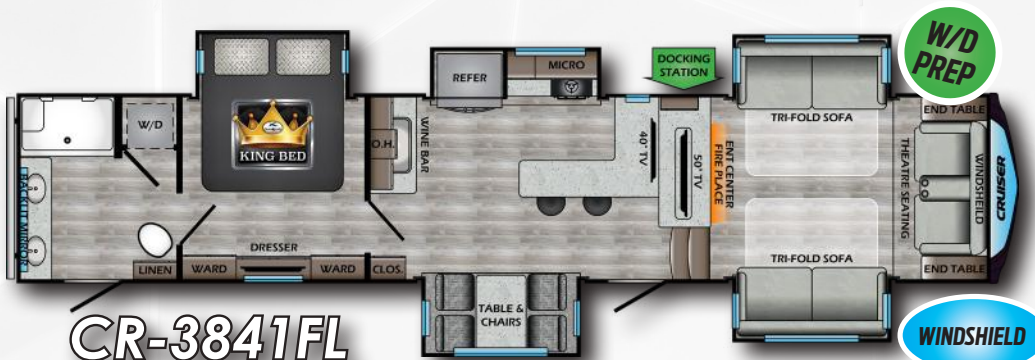
CR-3391RL

4 Point Leveling System Standard



CR-3601GK

6 Point Leveling System Standard



CR-3841FL

6 Point Leveling System Standard



CR-3851BL

6 Point Leveling System Standard

"Loft Model"

TRAVEL TRAILERS:

| MODEL | 22BBH | 22RBS | 27RBS | 28BBH | 28RKS | 30RLS | 33BHB |
|-------------------|---------|---------|---------|--------|---------|---------|---------|
| DRY WEIGHT | 4916 | 5650 | 6188 | 6288 | 6666 | 7192 | 7814 |
| HITCH | 312 | 598 | 860 | 896 | 854 | 830 | 914 |
| LENGTH | 26' 11" | 26' 11" | 31' 11" | 32' 9" | 32' 11" | 34' 11" | 37' 10" |
| EXT. HEIGHT + A/C | 11' 1" | 11' 1" | 11' 4" | 11' 4" | 11' 4" | 11' 4" | 11' 4" |
| FRESH WATER | 46 Gal | 46 Gal | 46 Gal | 46 Gal | 46 Gal | 46 Gal | 46 Gal |
| BLACK WATER | 30 Gal | 30 Gal | 30 Gal | 30 Gal | 30 Gal | 30 Gal | 60 Gal |
| GRAY WATER | 30 Gal | 60 Gal | 60 Gal | 60 Gal | 60 Gal | 60 Gal | 60 Gal |

5th WHEELS:

| MODEL | 24RL | 27MK | 28BH | 28RD | 29SI | 29RK | 31SI | 32BH |
|-------------------|--------|--------|---------|--------|--------|--------|---------|--------|
| DRY WEIGHT | 6754 | 7346 | 7922 | 8454 | 8290 | 8470 | 8982 | 9430 |
| HITCH | 1250 | 1284 | 1590 | 1479 | 1622 | 1480 | 1776 | 1438 |
| LENGTH | 28' 1" | 30' 4" | 32' 1" | 31' 7" | 32' 7" | 32' 7" | 35' 1" | 36' 6" |
| EXT. HEIGHT + A/C | 12' 5" | 12' 5" | 12' 10" | 12' 5" | 12' 1" | 12' 5" | 12' 11" | 13' 0" |
| FRESH WATER | 60 Gal | 60 Gal | 60 Gal | 60 Gal | 60 Gal | 60 Gal | 60 Gal | 60 Gal |
| BLACK WATER | 39 Gal | 39 Gal | 39 Gal | 39 Gal | 39 Gal | 39 Gal | 39 Gal | 78 Gal |
| GRAY WATER | 39 Gal | 78 Gal | 78 Gal | 78 Gal | 78 Gal | 78 Gal | 78 Gal | 78 Gal |

HP 5th WHEELS:

| MODEL | 3311RD | 3391RL | 3601GK | 3841FL | 3851BL |
|-------------------|---------|--------|--------|--------|--------|
| DRY WEIGHT | 10654 | 10724 | 12020 | 12528 | 12768 |
| HITCH | 1626 | 1904 | 2048 | 2592 | 2734 |
| LENGTH | 35' 11" | 37' 2" | 40' 7" | 42' 0" | 42' 5" |
| EXT. HEIGHT + A/C | 12' 8" | 12' 8" | 13' 5" | 13' 1" | 13' 5" |
| FRESH WATER | 64 Gal | 64 Gal | 60 Gal | 64 Gal | 60 Gal |
| BLACK WATER | 44 Gal | 44 Gal | 44 Gal | 44 Gal | 82 Gal |
| GRAY WATER | 82 Gal | 84 Gal | 82 Gal | 82 Gal | 82 Gal |

DECORS



**OUR STANDARD
IS LOADED**



www.crossroadsrv.com • 1140 W. Lake St Topeka, IN 46571 • (260) 593 - 3850

DISCLAIMER: Product information is as accurate as possible as of the date of publication of this brochure. All features, floor plans, and specifications in this brochure are subject to change without notice. Please also consult CrossRoads' web site at www.crossroadsrv.com for more current product information and specifications. Tow Vehicle Disclaimer. CAUTION: Owners of CrossRoads recreational vehicles are solely responsible for the selection and proper use of tow vehicles. All customers should consult with a motor vehicle manufacturer or their dealer concerning the purchase and use of suitable tow vehicles for CrossRoads products. CrossRoads disclaims any liability or damages suffered as a result of the selection, operation, use or misuse of a tow vehicle. CROSSROADS' LIMITED WARRANTY DOES NOT COVER DAMAGE TO THE RECREATIONAL VEHICLE OR THE TOW VEHICLE AS A RESULT OF THE SELECTION, OPERATION, USE OR MISUSE OF THE TOW VEHICLE. REFERENCE CROSSROADS RV COMPANY OWNERS MANUAL FOR LIMITED WARRANTY DETAILS. *Length is defined as the distance from the centerline of hitch pin/coupler to rear bumper of trailer.

Jan. 2021